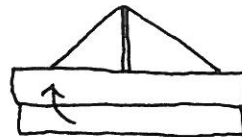
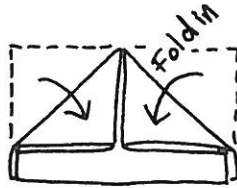
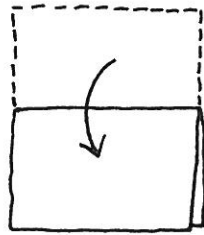



My name is \_\_\_\_\_


# Legionnaire hat




- ① One sheet of Herald-Sun.    ② Fold in half.    ③ Fold each corner into centre.    ④ Fold up one side from the bottom.




- ⑤ Turn over and fold up other side.



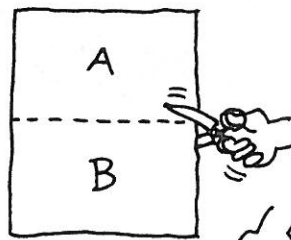
- ⑥ Fold corners over ends and staple from inside as shown.



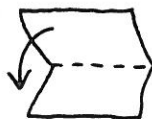
- ⑦ Open out to form a hat.



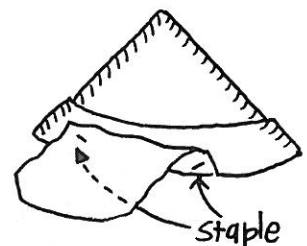
- ⑧ For the back flap and peak take a second half sheet of newspaper, fold it in half and cut into two pieces A+B. (tear)



- ⑨ Fold sheet A in half. Turn in corners and staple as shown.



- ⑩ Attach this to the front of the hat to make a peak (see above)



- ⑪ Attach sheet B to back of hat to make the flap.

